



FMINDK52 Fitting Instructions




Please thoroughly read through and familiarise yourself with these instructions in their entirety prior to beginning any part of the installation process of any component. Please also ensure the vehicle and engine has cooled down sufficiently to avoid risking possible skin burns or other injury.

TOOLS NEEDED:

7mm Socket and Ratchet and suitable extension
Flat bladed screwdriver


1. Open the bonnet and locate the OE airbox in the engine bay.



2. Using a 7mm socket and ratchet loosen the hose clamp attaching the inlet hose to the airbox, once loose detach it from the airbox



3. Pull the airbox sharply upwards to release it from its mounting points, then remove the airbox from the engine bay.





4. Take the supplied rubber grommets from the kit and install them from underneath into the three holes in the heat shield as shown below.



5. Install the rubber trim supplied to the inlet pipe junction as pictured below.




6. Place the Forge Motorsport air filter tray into position, angle it into the original air duct first then line up the rubber mounting points before pushing it firmly into place.




7. Take the alloy pipe from the FMINDK52 kit and loosely fit the larger end of the pipe to the inlet hose.



8. Fit the filter to the alloy pipe, adjust the angle of the pipe and filter until satisfied with its position, then using a 7mm socket and ratchet tighten both hose clamps and secure both the pipe and filter.



9. That is the installation of FMINDK52 complete, take your vehicle for a test drive and enjoy your new Forge Motorsport product.



Check out www.forgemotorsport.co.uk
and www.forgemotorsport.com
For a full range of performance products for your vehicle.

*If you have any questions or concerns about this product
or anything else, please feel free to contact your local or preferred
Forge Motorsport Dealer/Installer or you may contact us directly.*

Forge Motorsport UK (+44)1452 380999
Forge Motorsport USA (407)-447-5363
Forge Motorsport ASIA +886-4-22516887

info@forgemotorsport.co.uk
sales@forgemotorsport.com
sales@forgemotorsport.asia

